

Rapid Assembly of the Salvileucalin B Norcaradiene Core

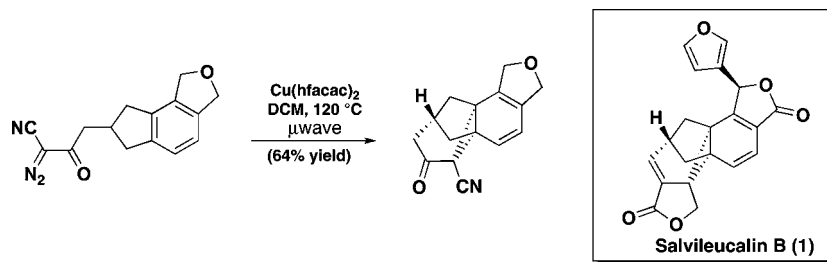
Sergiy Levin, Roger R. Nani, and Sarah E. Reisman*

The Arnold and Mabel Beckman Laboratories of Chemical Synthesis, Division of Chemistry and Chemical Engineering, California Institute of Technology, Pasadena, California 91125

reisman@caltech.edu

Received December 10, 2009

ABSTRACT



Preparation of the polycyclic core of the cytotoxic natural product salvileucalin B is described. The key feature of this synthetic strategy is a copper-catalyzed intramolecular arene cyclopropanation to provide the central norcaradiene. These studies lay the foundation for continued investigations toward an enantioselective total synthesis of **1**.

Plants of the *Salvia* genus have a rich history in traditional medicine.¹ Indeed, the name *Salvia* derives from the Latin word *salvare*, which means, “to heal”. Isolation studies targeting *Salvia* plants have yielded a wealth of structurally intriguing, biologically active natural products, including the potent hallucinogen salvinorin A.² Recently, studies aimed at identifying novel diterpenoids as potential medicinal leads resulted in the isolation of three new compounds from *Salvia leucantha* that possess unusual structures.³ Of particular interest is the compound salvileucalin B (**1**), which exhibits promising cytotoxicity against A549 (human lung adenocarcinoma) and HT-29 (human colon adenocarcinoma) cells, and comprises an unusual norcaradiene core embedded within the polycyclic carbon skeleton. The structural assignment of compound **1** was confirmed by single-crystal X-ray diffraction.

The isolation of a norcaradiene-containing natural product is striking, as it is well-known that simple norcaradienes undergo facile electrocyclic ring-opening to provide the corresponding cycloheptatrienes.⁴ Studies have shown that sterically⁵ or electronically⁶ biased, as well as geometrically constrained norcaradienes⁷ (such as that found in **1**) can be stable at room temperature. The electrocyclic ring-opening of norcaradiene **1** would produce two bridgehead olefins within a strained [4.3.1]bicycle, and is therefore anticipated to be highly unfavorable.

In considering a synthesis of **1**, we were intrigued by the possibility of employing a late-stage intramolecular cyclopropanation reaction of a tricyclic arene such as **2** to directly form the norcaradiene core. Since the initial report by Buchner and Curtius in 1885 detailing the thermolysis of ethyl diazoacetate in benzene,⁸ the cyclopropanation of

(1) Ulubelen, A. *Sage: The Genus Salvia, Medicinal and Aromatic Plants, Industrial Profiles*; Kintzios, S. E., Ed.; Harwood Academic Publishers: Amsterdam, The Netherlands, 2000; Vol. 14.

(2) Ortega, A.; Blount, J. F.; Manchand, P. S. *J. Chem. Soc., Perkin Trans. 1* **1982**, 10, 2505.

(3) Aoyagi, Y.; Yamazaki, A.; Nakatsugawa, C.; Fukaya, H.; Takeya, K.; Kawauchi, S.; Izumi, H. *Org. Lett.* **2008**, 10, 4429.

(4) Maier, G. *Angew. Chem., Int. Ed.* **1967**, 6, 402.

(5) Prinzbach, H.; Fischer, U.; Cruse, R. *Angew. Chem., Int. Ed.* **1966**, 5, 251.

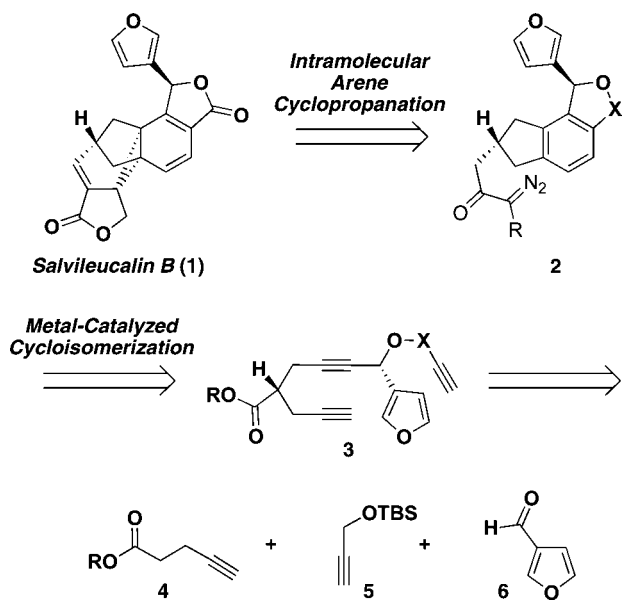
(6) Ciganek, E. *J. Am. Chem. Soc.* **1967**, 89, 1454.

(7) (a) Schreiber, J.; Leimgruber, W.; Pesaro, M.; Schudel, P.; Threlfall, T.; Eschenmoser, A. *Helv. Chim. Acta* **1961**, 44, 540. (b) Darms, R.; Threlfall, T.; Pesaro, M.; Eschenmoser, A. *Helv. Chim. Acta* **1963**, 46, 2893.

arenes has been the focus of numerous investigations. Thermal Buchner reactions generally provide the ring-opened cycloheptatriene products as mixtures of isomers.⁴ With the advent of transition metal-catalyzed decomposition of stabilized diazo compounds,⁹ several methodological studies have demonstrated that isomerically pure cycloheptatrienes can be isolated in synthetically useful yields from an appropriate diazo precursor and arene with use of Cu and Rh catalysts.^{10–12} Despite the prevalence of cycloheptane containing natural products, the Buchner reaction is still under-utilized in total synthesis endeavors.¹³

Access to **1** via cyclopropanation of **2** requires the chemoselective intramolecular reaction of a metal-carbenoid (derived from the α -diazo carbonyl of **2**) with the arene π -system, in preference to highly favorable C–H insertion reactions at the adjacent, activated benzylic proton sites.¹⁴ In addition, cyclopropanation to give **1** requires formation of a fully substituted cyclopropane. In this context, the cyclopropanation of **2** provides an interesting case study of the factors influencing benzylic C–H insertion versus arene cyclopropanation. In a synthetic sense, it is envisioned that arene **2** could easily arise from the cycloisomerization¹⁵ of triyne **3**, which in turn could derive from the union of fragments **4**, **5**, and **6**. Reported herein are our initial forays into the execution of this synthetic plan (Scheme 1).

Scheme 1. Retrosynthetic Analysis of Salvileucalin B



Whereas an enantioselective synthesis of **1** would require an asymmetric alkylation reaction to prepare triyne **3**, for the purpose of rapidly accessing the α -diazo carbonyl compounds of interest, the compounds in this study were prepared as racemates. Thus, our model studies commenced with the alkylation of commercially available dimethyl propargyl malonate with TBS-protected propargyl bromide **8**,¹⁶ followed by acid-mediated cleavage of the silyl ether to give diyne **9**¹⁷ in 87% yield (Scheme 2). Alkylation of **9**

with propargyl bromide provided the corresponding triyne, which, after exposure to Pd(PPh₃)₄ (2.5 mol %) in the presence of AcOH, smoothly delivered tricycle **10** in 78% yield (54% yield over the two-step sequence).^{18,19} Krapcho dealkoxycarbonylation²⁰ of tricycle **10** was followed by saponification with potassium hydroxide to give carboxylic acid **11**. Subsequent conversion to the acid chloride and homologation with use of the Arndt–Eistert protocol²¹ furnished carboxylic acid **12** in 75% yield. The α -diazo ketone **14** was prepared in good yield by treatment of the acid chloride derived from carboxylic acid **12** with an ethereal solution of diazomethane.

With α -diazo ketone **14** in hand, a number of metal catalysts were evaluated for their ability to promote the formation of norcaradiene **18**. Whereas Rh^{II} catalysts favored the formation of C–H insertion products (Table 1, entries

Table 1. Catalysts Screened for Cyclopropanation of α -Diazo Ketone **14**

entry	catalyst	method ^a	% yield ^b
1	Rh(OAc) ₄	A	14
2	Rh(cap) ₄	A	1
3	Rh(tfa) ₄	A	5
4	Cu(acac) ₂	B	30
5	Cu(tfacac) ₂	B	50 (73) ^c
6	Cu(hfacac) ₂	B	40
7	Cu(TMHD) ₂	B	28
8	Cu(TBS) ₂	B	11

^a Method A: [**14**] = 0.01 M, [cat.] = 0.001 M, CD₂Cl₂, 22 °C, 12 h. Method B: [**14**] = 0.01 M, [cat.] = 0.001 M, CD₂Cl₂, 100 °C (microwave), 1 min. ^b Determined by ¹H NMR analysis of crude reaction mixture, using an internal standard. ^c Isolated yield, slow addition of **14**, DCE, reflux.

1–3),²² Cu(acac)₂ provided more promising levels of cyclopropanation (entry 4). Further screening of several Cu^{II} catalysts revealed that the yields of norcaradiene **18** were highly catalyst dependent, with relatively electron-poor Cu^{II} salts providing the best results (entries 5–8). Although conducting the reactions in a microwave reactor proved useful in the context of catalyst screening, improved yields

(8) (a) Buchner, E.; Curtius, T. *Chem. Ber.* **1885**, *18*, 2377. (b) Buchner, E.; Curtius, T. *Chem. Ber.* **1896**, *29*, 106.

(9) Doyle, M. P.; McKervey, M. A.; Ye, T. *Modern Catalytic Methods for Organic Synthesis with Diazo Compounds*; John Wiley & Sons: New York, 1998.

(10) For reviews including discussions of arene cyclopropanation, see: (a) Ye, T.; McKervey, M. A. *Chem. Rev.* **1994**, *94*, 1091. (b) Merlic, C. A.; Zechman, A. L. *Synthesis* **2003**, *8*, 1137.

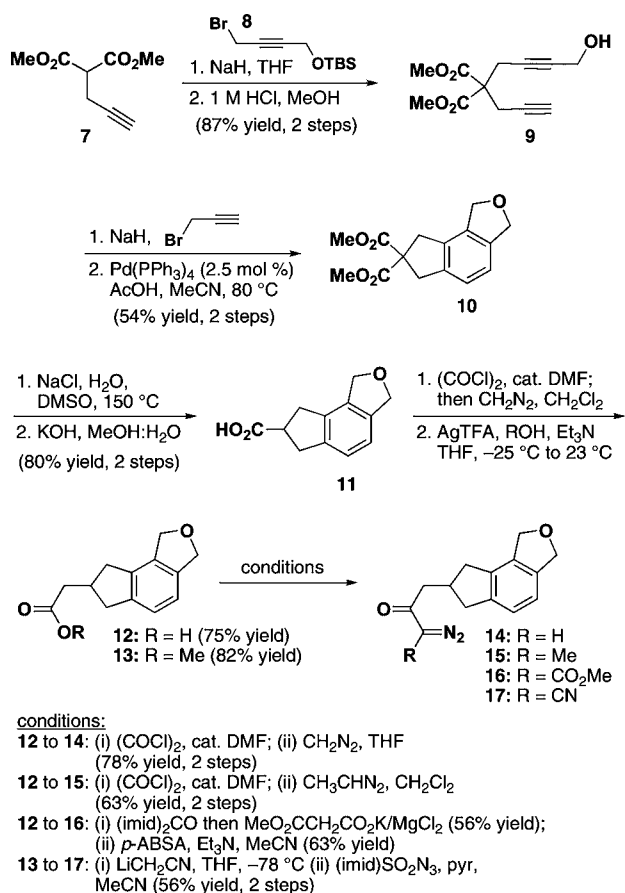
(11) Early examples employing copper, see: (a) Scott, L. T. *J. Chem. Soc., Chem. Commun.* **1973**, 882. (b) Scott, L. T.; Minton, M. A.; Kirms, M. A. *J. Am. Chem. Soc.* **1980**, *102*, 6311.

(12) Early examples employing rhodium, see: (a) Anciaux, A. J.; Hubert, A. J.; Noels, A. F.; Petiniot, N.; Teyssie, P. *J. Chem. Soc., Chem. Commun.* **1980**, 765. (b) Anciaux, A. J.; Demonceau, A.; Noels, A. F.; Hubert, A. J.; Warin, R.; Teyssie, P. *J. Org. Chem.* **1981**, *46*, 873.

were obtained for substrate **14** by using a slow addition protocol. Thus, syringe pump addition of **14** to a solution of Cu(tfacac)₂ in dichloroethane at reflux cleanly provided norcaradiene **18** in 73% isolated yield. Notably, the ¹H NMR spectrum of **18** shows no evidence of the corresponding cycloheptatriene at room temperature.

There are several reports of Rh^{II} catalysts providing good yields of Buchner products; however, these systems generally lack benzylic protons, or geometrically disfavor C–H insertion.²³ In systems where C–H insertion is geometrically favorable, Cu^{II} catalysts provide improved selectivity for cyclopropanation.²⁴ Although we were pleased with our ability to prepare norcaradiene **18**, more functionalized norcaradienes were required to facilitate the implementation of an endgame strategy toward salvileucalin B (**1**). In particular, it was envisioned that use of α -dialkoxy β -ketoester **16** or α -dialkoxy β -ketonitrile **17** (Scheme 2) would provide

Scheme 2. Synthesis of Arene Cyclopropanation Substrates



norcaradienes with appropriate functionality for conversion to the required γ -lactone.

To this end, additional α -dialkoxy carbonyl compounds were prepared from either carboxylic acid **12** or methyl ester **13**, each easily accessible from **11** by simply modifying the conditions of the Arndt–Eistert homologation.²¹ Carboxylic acid **12** was converted to the corresponding acid chloride and treated with diazoethane (generated in situ from *N*-ethyl-

N-nitrosourea) to provide α -dialkoxy ketone **15** in 63% yield. α -Dialkoxy β -ketoester **16** was prepared from acid **12** by a two-step procedure consisting of conversion to the ketoester,²⁵ followed by diazo transfer with *p*-ABSA. Alternatively, α -dialkoxy β -ketonitrile **17** was prepared by treatment of methyl ester **13** with α -lithio-acetonitrile followed by diazo transfer with *N*-imidazole sulfonyl azide²⁶ in the presence of pyridine.

Whereas α -dialkoxy carbonyls **15**²⁷ and **16** heavily favored dimerization and C–H insertion pathways when using a variety of catalysts and conditions,²⁸ more promising results were realized with α -dialkoxy β -ketonitrile **17** (Table 2).

Table 2. Cyclopropanation of Functionalized Diazo Substrates

entry	R	catalyst ^a	product	% yield ^b
1	Me (15)	Cu(acac) ₂	19	7 ^{c,d}
2	CO ₂ Me (16)	Cu(hfacac) ₂	20	<2
3	CN (17)	Cu(TBS) ₂	21	14
4	CN (17)	Cu(tfacac) ₂	21	6
5	CN (17)	Cu(hfacac) ₂	21	66 (64) ^d

^a [sub] = 0.01 M, [cat.] = 0.001 M, CD₂Cl₂, 120 °C (microwave), 1 min. ^b Determined by ¹H NMR analysis of crude mixture, using an internal standard. ^c Slow addition of **15**, DCE, reflux. ^d Isolated yield.

Although **17** was significantly less reactive than **14**, **15**, or **16**, exposure to 10 mol % Cu(hfacac)₂ in dichloroethane at 80 °C for 3 h provided approximately 10% yield²⁹ of the desired norcaradiene, in addition to significant quantities of unreacted starting material. After a survey of conditions, cyclopropane **21** was obtained in 64% yield by heating a solution of diazo substrate **17** and 10 mol % Cu(hfacac)₂ in dichloromethane to 120 °C for 1 min under microwave irradiation. It is envisioned that nitrile **21** should allow for elaboration to the southern lactone of salvileucalin B (**1**) in a short reaction sequence.

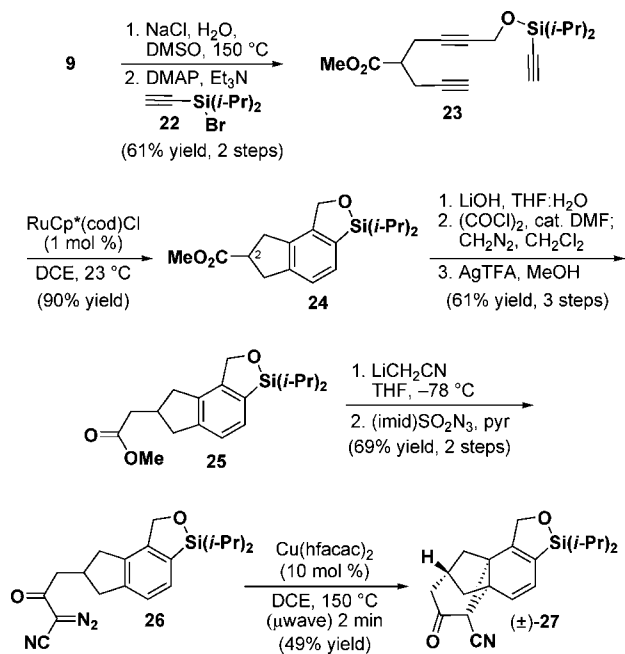
At this time, the source of the divergent reactivity of diazo substrates **14**, **15**, **16**, and **17** is unclear. A simple comparison of the cyclopropanation product yields from electronically similar diazo ketones **14** and **15** (R = H versus CH₃), or, diazo ester **16** and diazo nitrile **17** (R = CO₂Me versus CN), suggests that the steric profile of the metal carbenoid intermediate may be important.

Concomitant to our studies on substrates **14**–**17**, silyl analogue **26** was also prepared. It was envisioned that the silyl group could provide a useful handle for functionalization of the northern portion of **1**. Thus, α -dialkoxy β -ketonitrile **26** was obtained by a short synthetic sequence from **9**, which began with Krapcho dealkoxycarbonylation²⁰ followed by silylation with alkynylsilyl bromide **22**³⁰ to give triyne **23** (61% yield, 2 steps). Exposure of **23** to 1 mol % of RuCp*(cod)Cl smoothly provided arene **24** in 90% yield.¹⁹ Notably, the cycloisomerization of **23** clearly indicates that

the benefit of a “Thorpe–Ingold” effect from the gem-diester moiety is not required for cyclization.³¹ This result lends support for proposed future work on an enantioselective route, which will require the cyclization of a chiral substrate bearing a tertiary center at C2 (salvileucalin numbering).

Homologation of arene **24** proceeded as before with use of the Arndt–Eistert protocol²¹ to provide methyl ester **25**, which was converted in two steps to α -diazo β -ketonitrile **26**. Heating a solution of **26** in the presence of 10 mol % Cu(hfacac)₂ to 150 °C under microwave irradiation for 2 min provided cyclopropane **27** in 49% yield (Scheme 3). In this

Scheme 3. Cyclopropanation of Silyl Analogue **26**



case, the use of the microwave reactor significantly improved the efficiency of the reaction; heating under similar conditions in an oil bath to 80 °C for 6 h provided less than 5% yield of the desired cyclopropanation product.

The studies outlined here describe a synthetic approach that provides rapid access to the norcaradiene core of salvileucalin B. Whereas Rh^{II} catalysts favor C–H insertion products, selection of an appropriate Cu^{II} catalyst provides synthetically useful quantities of the required norcaradiene. These cyclopropanation reactions provide access to fully substituted cyclopropanes, and support for the viability of the synthetic strategy outlined in Scheme 1 for the synthesis of salvileucalin B (**1**). Application of this strategy to an enantioselective synthesis of **1** is the focus of ongoing work in our laboratory.

Acknowledgment. We thank Dr. Scott Virgil and Dr. Jennifer Roizen of the California Institute of Technology for insightful discussions, as well as Prof. Brian Stoltz and the Caltech Center for Catalysis and Chemical Synthesis for access to analytical equipment. Financial support from the California Institute of Technology is gratefully acknowledged.

Note Added after ASAP Publication. Scheme 3 contained errors in the version published ASAP on January 20, 2010; the corrected version was posted to the web on January 22, 2010.

Supporting Information Available: Experimental procedures and spectral data (¹H and ¹³C NMR, IR, and HRMS) for all new compounds. This material is available free of charge via the Internet at <http://pubs.acs.org>.

OL902848K

(13) For relevant synthetic studies, see : (a) King, G. R.; Mander, L. N.; Monck, J. C.; Zhang, H. *J. Am. Chem. Soc.* **1997**, *119*, 3828. (b) Morris, J. C.; Mander, L. N.; Hockless, D. C. R. *Synthesis* **1998**, 455.

(14) (a) Padwa, A.; Austin, D. J.; Hornbuckle, S. F.; Semones, M. A.; Doyle, M. P.; Protopopova, M. N. *J. Am. Chem. Soc.* **1992**, *114*, 1874. (b) Padwa, A.; Austin, D. J.; Price, A. T.; Semones, M. A.; Doyle, M. P.; Protopopova, M. N.; Winchester, W. R.; Tran, A. *J. Am. Chem. Soc.* **1993**, *115*, 8669.

(15) Ojima, I.; Tzamaridouaki, M.; Li, Z.; Donovan, R. *Chem. Rev.* **1996**, *96*, 635.

(16) Schore, N. E.; Najdi, S. D. *J. Org. Chem.* **1987**, *52*, 5296.

(17) Trost, B. M.; Rudd, M. T. *J. Am. Chem. Soc.* **2003**, *125*, 12143.

(18) Negishi, E.; Harring, L. S.; Owczarczyk, Z.; Mohamud, M. M.; Ay, M. *Tetrahedron Lett.* **1992**, *33*, 3243.

(19) Yamamoto, Y.; Arakawa, T.; Ogawa, R.; Itoh, K. *J. Am. Chem. Soc.* **2003**, *125*, 12143.

(20) (a) Krapcho, A. P.; Mundy, B. P. *Tetrahedron* **1970**, *26*, 5437. (b) Krapcho, A. P.; Lovey, A. J. *Tetrahedron Lett.* **1973**, *14*, 957. (c) Krapcho, A. P. *Synthesis* **1982**, 805.

(21) (a) Arndt, F.; Eistert, B. *Org. React.* **1942**, *1*, 38. (b) *Organic Syntheses*; Wiley & Sons: New York, 2004; Collect. Vol. 10, p 194.

(22) The ¹H NMR spectra of the crude reaction mixtures indicate significant quantities of isomeric C–H insertion products; however, due to the complexity of the spectra, ratios of cyclopropanation to C–H insertion were not determined.

(23) (a) McKervey, M. A.; Tuladhar, S. M.; Twohig, M. F. *J. Chem. Soc., Chem. Commun.* **1984**, 129. (b) Kennedy, M.; McKervey, M. A.; Maguire, A. R.; Tuladhar, S. M.; Twohig, M. F. *J. Chem. Soc., Perkin Trans. 1* **1990**, 1047.

(24) Rogers, D. H.; Morris, J. C.; Roden, F. S.; Frey, B.; King, G. R.; Russkamp, F. W.; Bell, R. A.; Mander, L. N. *Pure Appl. Chem.* **1996**, *68*, 515.

(25) Brooks, D. W.; Lu, L. D.-L.; Masamune, S. *Angew. Chem., Int. Ed.* **1979**, *18*, 72.

(26) Goddard-Borger, E. D.; Stick, R. V. *Org. Lett.* **2007**, *9*, 3797.

(27) Exposure of α -diazo ketone **15** to Cu^{II} catalysts did not appear to result in significant formation of the corresponding Bamford–Stevens enone product.

(28) The most promising result for each substrate **15** and **16** is shown in Table 2.

(29) Determined by ¹H NMR analysis of the crude reaction mixture.

(30) Petit, M.; Chouraqui, G.; Aubert, C.; Malacria, M. *Org. Lett.* **2003**, *5*, 2037.

(31) (a) Beesley, R. M.; Ingold, C. K.; Thorpe, J. F. *J. Chem. Soc., Perkin Trans. 1* **1915**, 1981. (b) Sammes, P. G.; Weller, D. J. *Synthesis* **1995**, 1205. (c) Jung, M. E.; Pizzi, G. *Chem. Rev.* **2005**, *105*, 1735.